

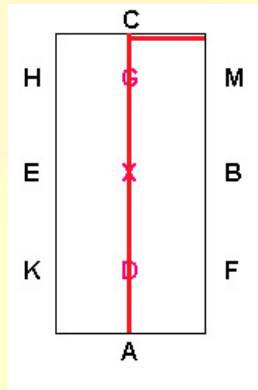
Confident Rider

Dressage walking test 1

1.

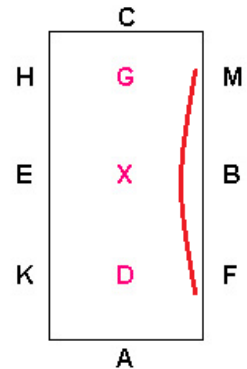
A enter in medium walk ,
and proceed down the
centre line without halting.

At C turn right



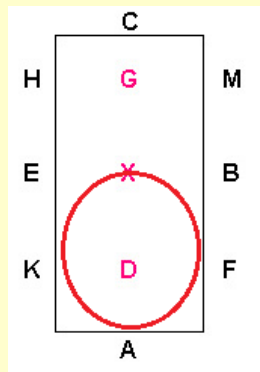
2.

Between M & F leave and
re-join the track forming an
arc of approx. 2mtrs



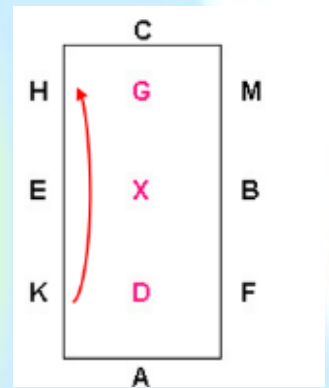
3.

At A circle right 20M



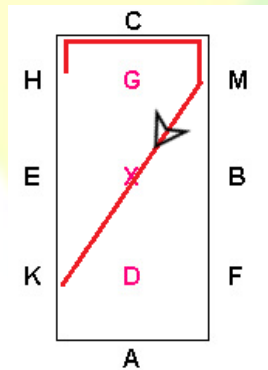
4.

Between K & H leave and
re-join the track forming an
arc of ap\prox. 2mtrs



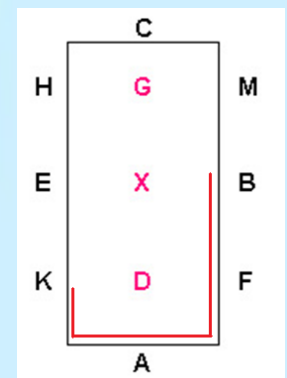
5.

At C medium walk
Change the Rein M X K in a
free walk on a long rein



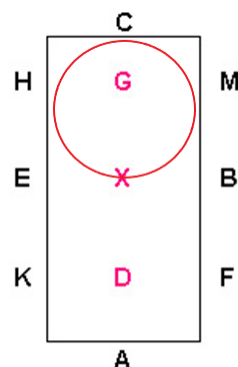
6.

Between K and B medium
walk



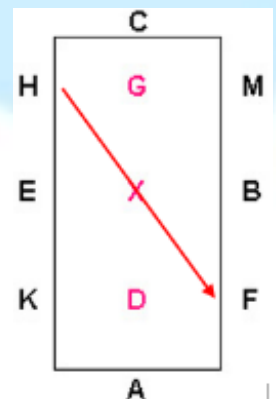
7.

At C circle left 20M



8.

Change the rein H X F

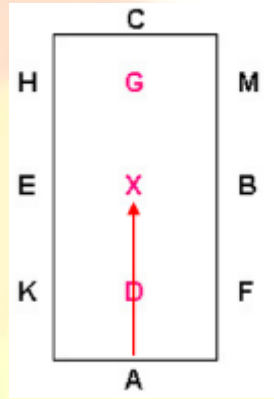


Diagrams designed for a 20 X 40m arena – not to scale intended as a guide only.

Confident rider original test 2021 all rights reserved.

9.

At A turn down the centre line, at X halt, immobility and salute.



Diagrams designed for a 20 X 40m arena – not to scale intended as a guide only.

Confident rider original test 2021 all rights reserved.