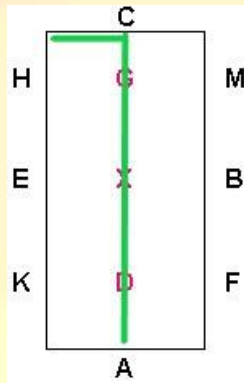


- Walk
- Trot
- Canter

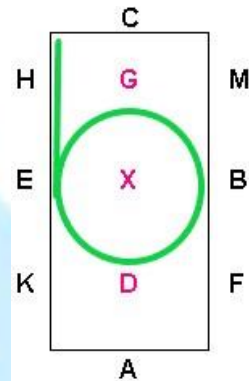
Confident Rider

Dressage Intro Test 1

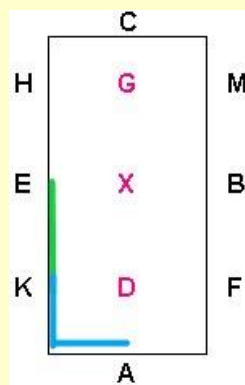
1. A enter in working trot, proceed down the centre line at C turn left



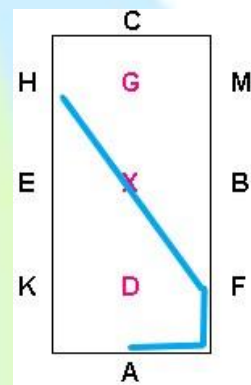
2. At E circle left 20M in working trot



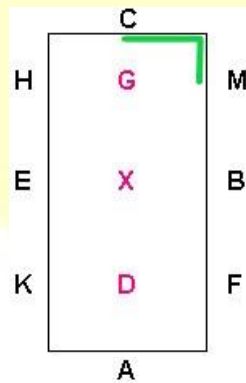
3. Between K & A transition to walk



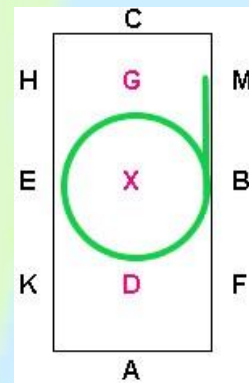
4. F X H change the rein in medium walk, give and retake the reins before X



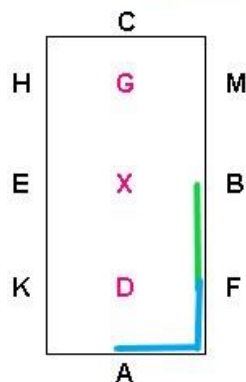
5. Between C and M working trot



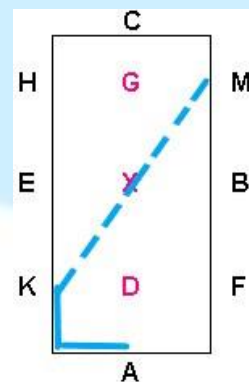
6. At B Circle right 20M working trot



7. Between F & A transition to walk



8. K X M change the rein in a free walk in a loose rein

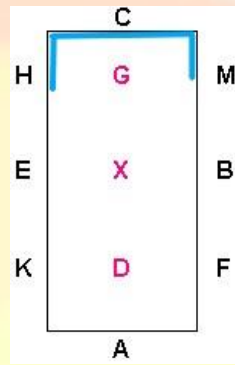


Diagrams designed for a 20 X 40m arena – not to scale intended as a guide only.

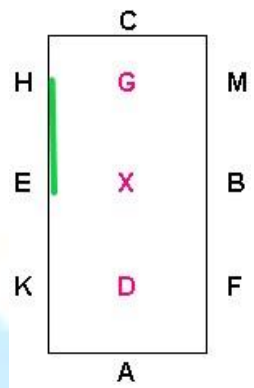
Confident rider original test 2021 all rights reserved.

- Walk
- Trot
- Canter

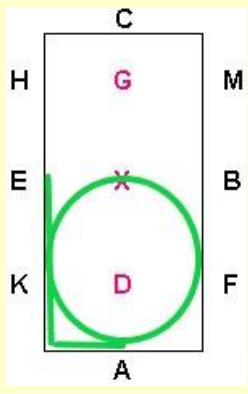
9. M C H medium walk



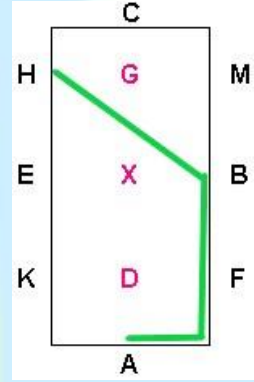
10. Between H & E working trot



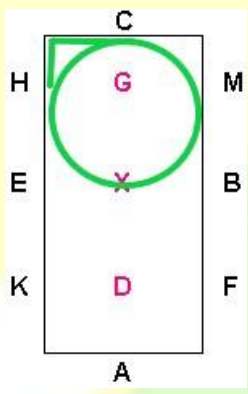
11. At A circle left 20M working trot



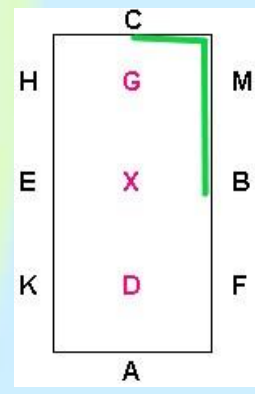
12. B to H change the rein in working trot



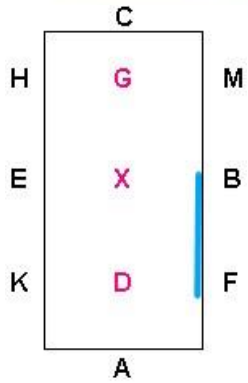
13. At C circle right 20M working trot



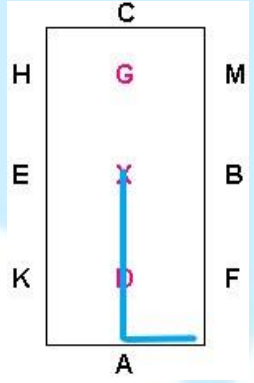
14. M to B working trot



15. Between B and F transition to walk



16. At A turn down the centre line, at X halt, immobility and salute.



Diagrams designed for a 20 X 40m arena – not to scale intended as a guide only.

Confident rider original test 2021 all rights reserved.