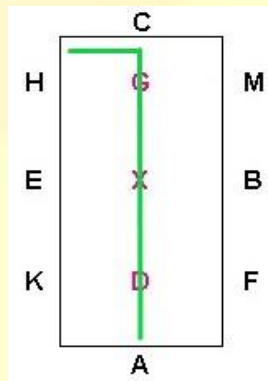


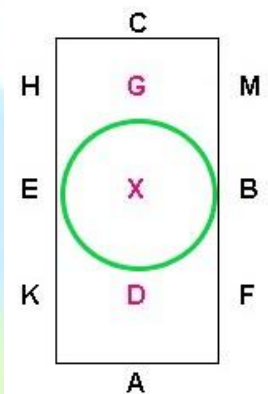
# Confident Rider

## Dressage Prelim test 1

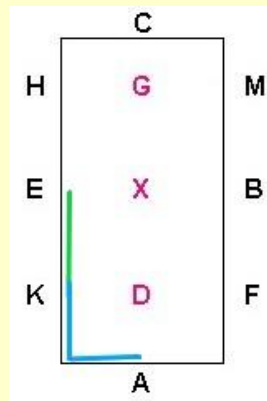
1.  
Enter at A in working trot,  
proceed up the centre line  
at C turn left



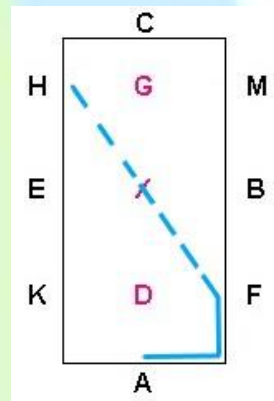
2.  
At E 20m circle



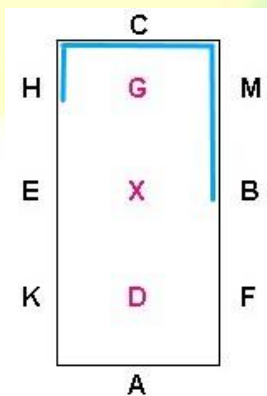
3.  
Between K and A transition  
to walk



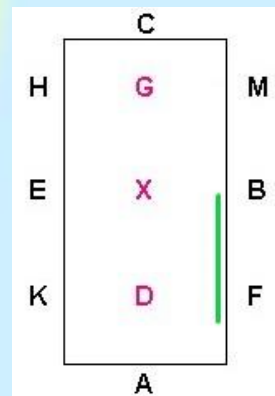
4.  
F X H change the rein with  
free walk on a loose rein



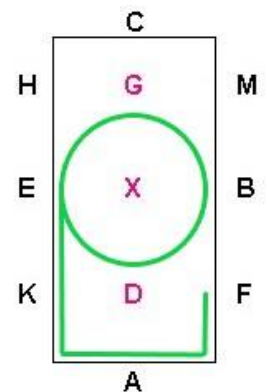
5.  
At H medium walk  
Between C and B medium  
walk



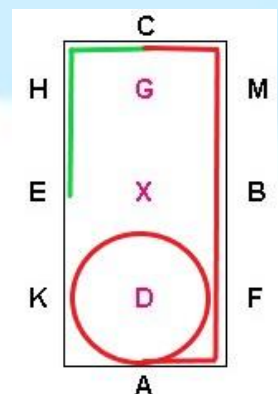
6.  
Between B and F Transition  
to working trot



7.  
At E 20m circle



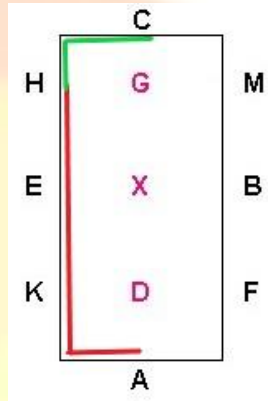
8.  
Between C and M transition  
to canter  
At A canter circle 20m right



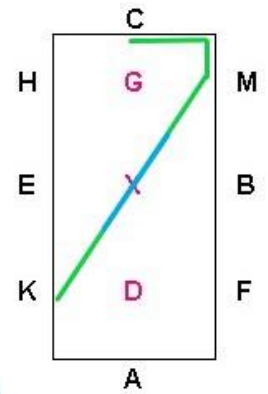
Diagrams designed for a 20 X 40m arena – not to scale intended as a guide only.

Confident rider original test 2021 all rights reserved.

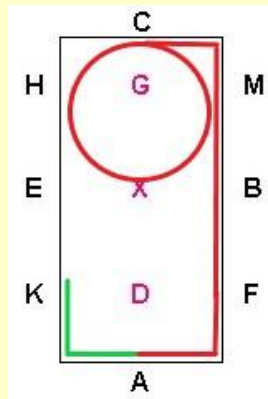
9.  
Between H and C transition  
to working trot



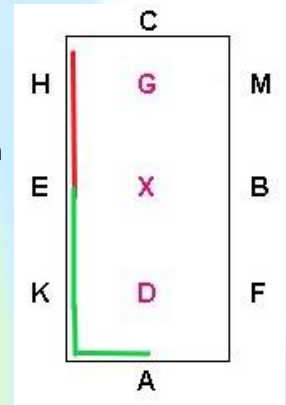
10.  
M X K change the rein in  
working trot, over X show  
3-5 steps of walk  
proceeding in working trot



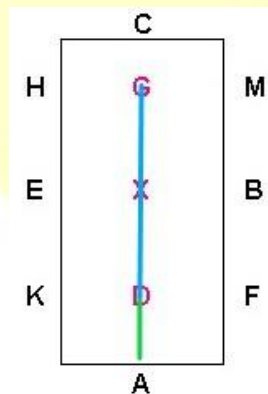
11.  
Between A and F transition  
to canter  
At C 20m circle canter left



12.  
Between E and K transition  
to working trot  
At A turn down the centre  
line



13.  
Between D and X transition  
to medium walk  
At G halt immobility salute.



Diagrams designed for a 20 X 40m arena – not to scale intended as a guide only.

Confident rider original test 2021 all rights reserved.